




MAX Time Sets for EM

SETUP GUIDE




The Max Time Set function allows you to set up to 6 different max green times for each phase for different times of day. This allows the timings to change for different flows of traffic for example morning and evening peak times where traffic for approaches may experience more traffic than usual.

Note: It's important to ensure the time of day is set of the traffic EM controller before proceeding with the Max set setup.

1 To achieve this, the **On/Off** button and **Display** button need to be pressed simultaneously.

- Using the corresponding + or - buttons, the dates and times can be changed.
- Press '**Display**' until back to the main menu.



2 Press **Signal/Layout** until the screen displays:

"INPUT NUMBER OF DAY PROGRAMS."


- Using the + or - buttons, the number of programs can be changed.
- For alteration of timings to incorporate morning and evening peaks, 5 programs are recommended.
- Press '**Signal/Layout**' again.



The following is an example of a 2-way (2 phase) system on a main road in and out of a town.

- 3 We will assume that morning rush hour is busy heading into town and evening rush hour is busy heading out of town.

Note: The **Signal/Layout** button will cycle to the next menu once happy.



- Use the **+** or **-** buttons to input the start time for each program.

Note: Program 1 is always 00:00. This means Program 5 will run through until midnight - Program 1 will then run from midnight up until Program 2 takes over.

- 4 Using the **Signal/Layout** button, set the Max Green timings for each phase in each program until complete.

- Press **Enter** to save.



Program 2: Morning rush hour

Phase 1 max green increases to allow traffic flow into town.

Program 3: Day traffic timings

Program 4: Evening rush hour

Phase 2 max green increases to allow traffic flow out of town.


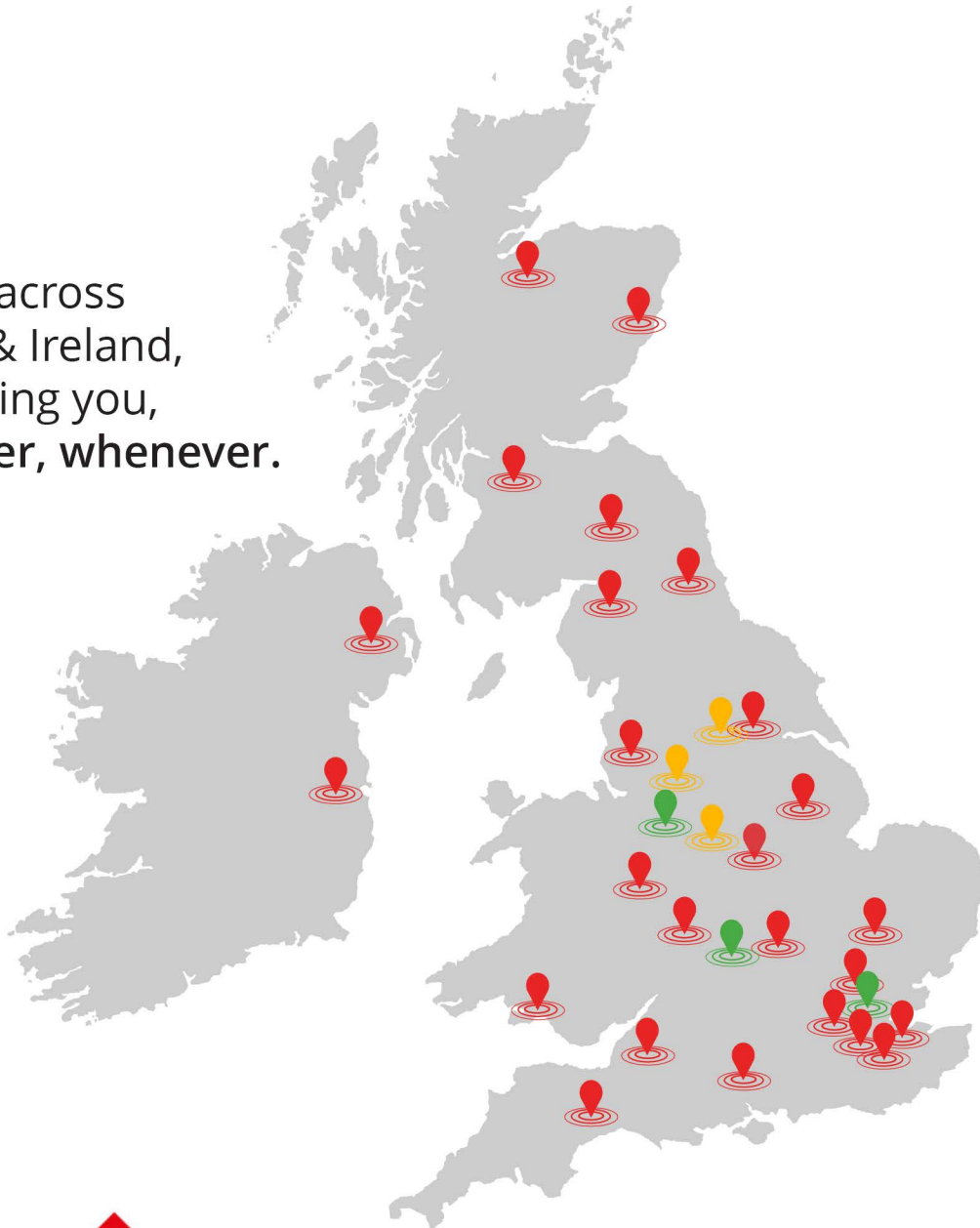
Program	Phase 1 (Into Town) Max Green Time	Phase 2 (Out of Town) Max Green Time
Program 1 (00:00)	20	20
Program 2 (07:00)	40	20
Program 3 (09:30)	20	20
Program 4 (15:30)	20	40
Program 5 (17:00)	20	20

Program 5: Night traffic timings until program 2 becomes active again.



Where *innovation* meets **expertise**

Depots across
the UK & Ireland,
supporting you,
wherever, whenever.



**MAX Time Sets for EM
SETUP GUIDE**

srl.co.uk

hire@srl.co.uk

sales@srl.co.uk

01606 738866